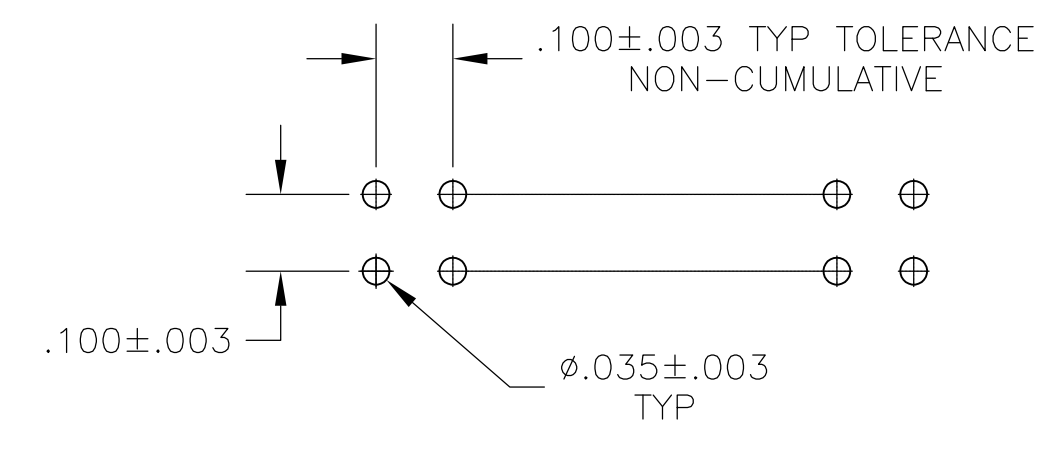
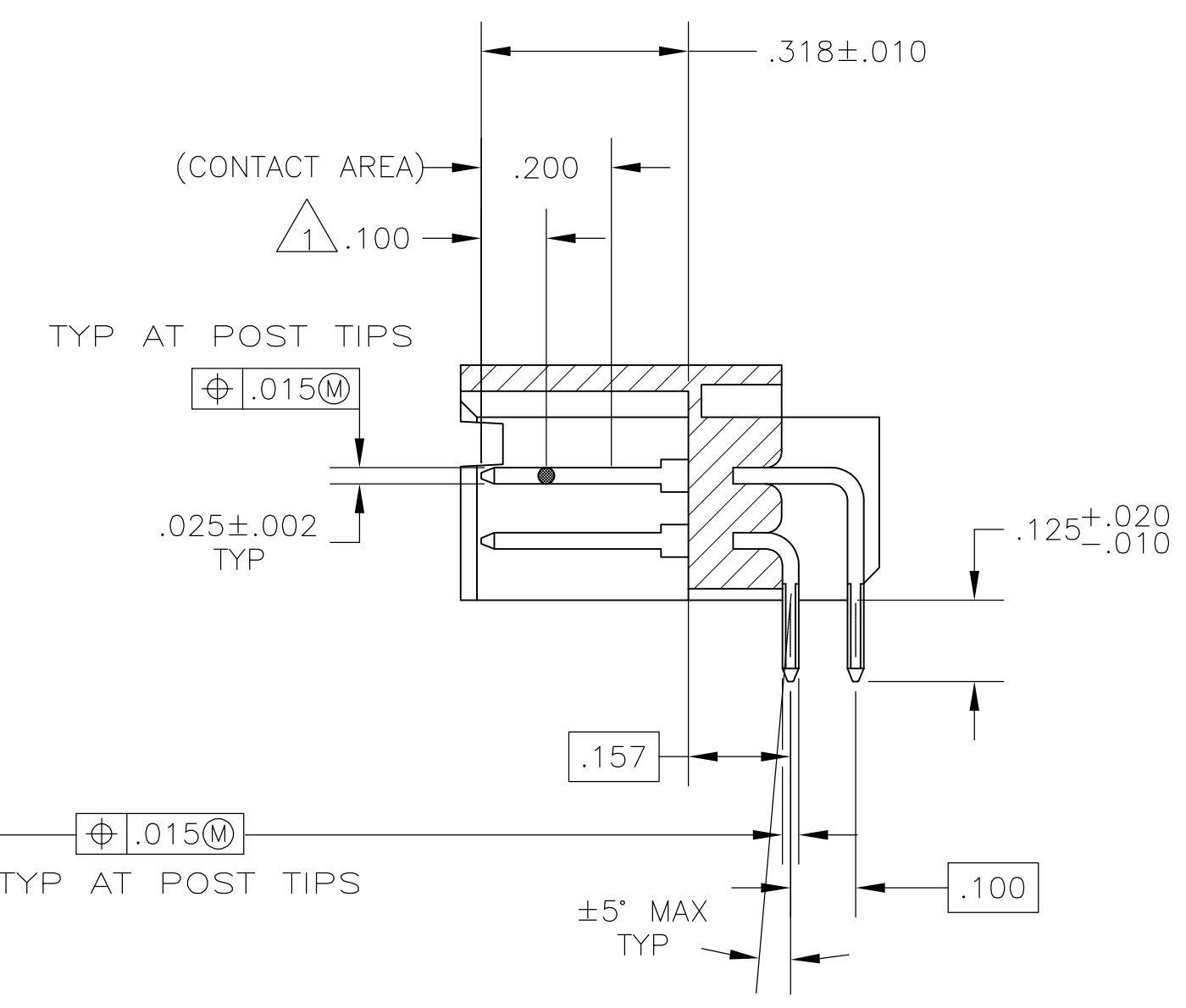
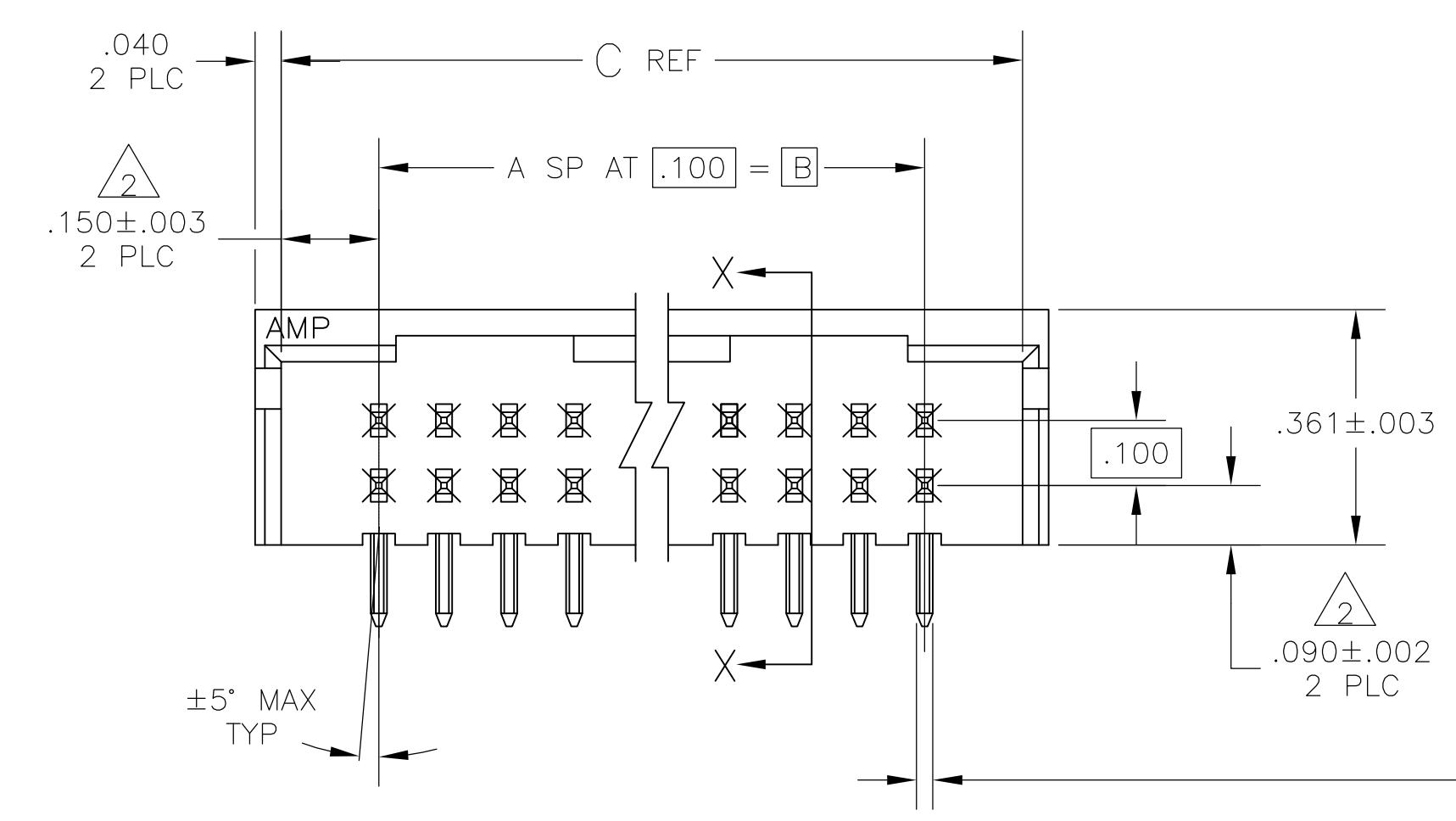
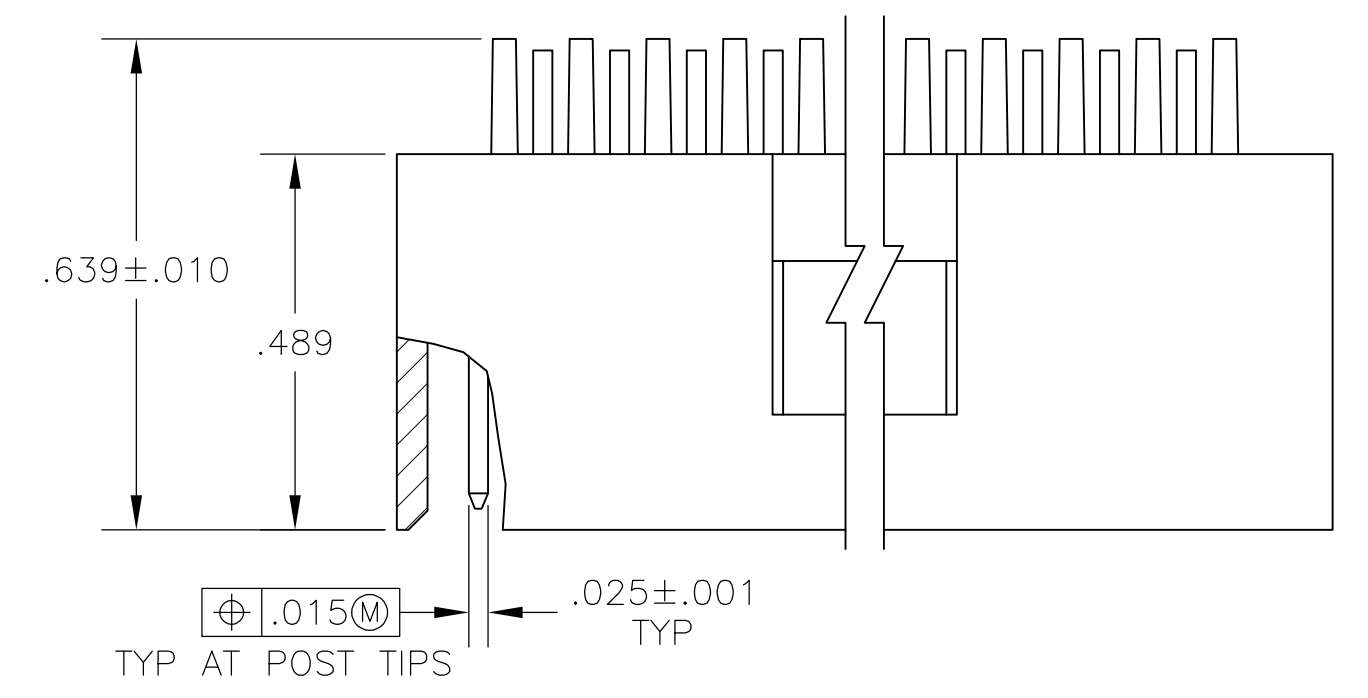


LOC		DIST		REVISIONS			
AD	00	REV	DATE	BY	CHK	APP'D	REV
H	EC	0630	0209	05	27APR05	BSV	JLG
H1	REVISED	PER	ECO-09-021826		6JAN10	KK	AEG



RECOMMENDED HOLE LAYOUT



SECTION X-X

- 1 POINT OF MEASUREMENT FOR PLATING THICKNESS.
- 2 THE NOTED DIMENSION APPLIES AT THE INTERSECTION OF THE POST AND HOUSING
- 3 OBSOLETE PART NUMBERS
- 4 POSTS: .000030 GOLD IN CONTACT AREA, .000100-.000200 MATTE TIN-LEAD ON SOLDER TAIL, ALL OVER .000050 NICKEL
- 5 POSTS: .000030 GOLD IN CONTACT AREA, .000100-.000200 MATTE TIN ON SOLDER TAIL, ALL OVER .000050 NICKEL
- 6 OBSOLETE PARTS: OBSOLETE CIS STREAMLINING PER D.RENAUD/D.SINISI

REV	DATE	BY	CHK	APP'D	REV	DATE	BY	CHK	APP'D	
6					6	3.200	2.900	29	60	7-103165-6
6					6	2.700	2.400	24	50	7-103165-1
					6	2.200	1.900	19	40	6-103165-6
6					6	1.900	1.600	16	34	6-103165-3
6					6	1.700	1.400	14	30	6-103165-1
					6	1.500	1.200	12	26	5-103165-9
					6	1.400	1.100	11	24	5-103165-8
					6	1.200	.900	9	20	5-103165-6
6					6	1.100	.800	8	18	5-103165-5
					6	1.000	.700	7	16	5-103165-4
					6	.900	.600	6	14	5-103165-3
6					6	.800	.500	5	12	5-103165-2
6					6	.700	.400	4	10	5-103165-1
6					6	3.800	3.500	35	72	3-103165-2
6					6	3.700	3.400	34	70	3-103165-1
6					6	3.600	3.300	33	68	3-103165-0
6					6	3.500	3.200	32	66	2-103165-9
6					6	3.400	3.100	31	64	2-103165-8
6					6	3.300	3.000	30	62	2-103165-7
6					6	3.200	2.900	29	60	2-103165-6
6					6	3.100	2.800	28	58	2-103165-5
6					6	3.000	2.700	27	56	2-103165-4
6					6	2.900	2.600	26	54	2-103165-3
6					6	2.800	2.500	25	52	2-103165-2
					6	2.700	2.400	24	50	2-103165-1
6					6	2.600	2.300	23	48	2-103165-0
6					6	2.500	2.200	22	46	1-103165-9
6					6	2.400	2.100	21	44	1-103165-8
6					6	2.300	2.000	20	42	1-103165-7
					6	2.200	1.900	19	40	1-103165-6
6					6	2.100	1.800	18	38	1-103165-5
6					6	2.000	1.700	17	36	1-103165-4
6					6	1.900	1.600	16	34	1-103165-3
6					6	1.800	1.500	15	32	1-103165-2
					6	1.700	1.400	14	30	1-103165-1
6					6	1.600	1.300	13	28	1-103165-0
					6	1.500	1.200	12	26	103165-9
					6	1.400	1.100	11	24	103165-8
6					6	1.300	1.000	10	22	103165-7
					6	1.200	.900	9	20	103165-6
6					6	1.100	.800	8	18	103165-5
					6	1.000	.700	7	16	103165-4
					6	.900	.600	6	14	103165-3
6					6	.800	.500	5	12	103165-2
					6	.700	.400	4	10	103165-1

PLATING	C	B	A	NO OF POSN	PART NUMBER

THIS DRAWING IS A CONTROLLED DOCUMENT.

DIMENSIONS: INCHES
 TOLERANCES UNLESS OTHERWISE SPECIFIED:
 0 PLC ± -
 1 PLC ± -
 2 PLC ± -
 3 PLC ± .005
 4 PLC ± -
 ANGLES ± -

MATERIAL: HOUSING: FLAME RETARDANT POLYESTER BRONZE
 FINISH: SEE TABLE

WEIGHT: -
 SCALE: 4:1
 SHEET: 1 OF 1
 REV: H1

Tyco Electronics Corporation
 Harrisburg, Pa 17105-3608

NAME: HEADER ASSY, MOD II, DBL ROW, .100X.100 C/L, RIGHT ANGLE, (3) SIDED SHROUD
 SIZE: A1
 CAGE CODE: 00779
 DRAWING NO: 103165

CUSTOMER DRAWING